

# Planting Trees Near Power Lines

A Guide for Home Gardens  
and Rural Properties



# Contents

- 6 Safe Planting**
- 8 Underground Cables**
- 9 Go Local – Plant Indigenous Trees and Shrubs**
- 9 Speak to Your Local Nursery**
- 10 Planting Tips**
- 13 Suggested Indigenous and Exotic Plants**
- 14 Wimmera Mallee Region**
  - 14 Dumosa Mallee
  - 15 Grey Mulga
  - 15 Desert Banksia
  - 16 Yellow Mallee
  - 16 Mallee Wattle
  - 17 Moonah/Black Tea-tree
  - 17 Nealie
  - 18 Scrub Cypress Pine
  - 18 Weeping Emu-bush, Berrigan
  - 19 Square-fruited Mallee

## **20 Midlands, Wannon, Western Plains Riverina and Otway Plains Regions**

- 20 Gold-dust Wattle
- 21 Common Crimson Bottlebrush
- 21 Cross-leaf Honey-myrtle
- 22 Rough-barked Honey-myrtle
- 22 Slender Pomaderris
- 23 Tree Violet
- 23 Wallowa
- 24 Yellow Hakea
- 24 Wirilda
- 25 Woolly Tea-tree

## **26 Grampians Region**

- 26 Scarlet Bottlebrush
- 27 Grampians Stringybark
- 27 Narrow Leaf Wattle
- 28 Port Jackson Pine
- 28 Shrubby Velvet Bush
- 29 Silver Banksia
- 29 Silky Tea-tree
- 30 Slaty She-oak
- 30 Varnish Wattle
- 31 Western Furze Hakea

## **32 Otway Region**

- 32 Blanket Leaf
- 33 Forest Lomatia
- 33 Hazel Pomaderris
- 34 Japanese Crab Apple
- 34 Stinkwood
- 35 Mt Fuji Flowering Cherry
- 35 Mountain Pepper
- 36 Soft Tree Fern/Woolly Tree Fern
- 36 Victorian Christmas Bush
- 37 Snowy Daisy-bush


## **38 Western Melbourne and Geelong Regions**

- 38 Coast Wirilda
- 39 Drooping She-oak
- 39 Round-leaved Moort
- 40 Green Mallee
- 40 Fuchsia Gum
- 41 Harkness Bottlebrush
- 41 Hop Bush
- 42 Prickly Moses
- 42 Sweet Bursaria
- 43 Feijoa

## **44 Melbourne Region**

- 44 Boobialla
- 45 Crepe Myrtle
- 45 Hairpin Banksia
- 46 Lemon-scented Tea-tree
- 46 Judas Tree
- 47 Ovens Wattle
- 47 Pincushion Hakea
- 48 Plum-leaf Pomaderris
- 48 Snowy River Wattle
- 49 Yellow Gum

## **50 References**



**Trees or shrubs planted near overhead power lines or underground power cables need to be chosen carefully to ensure your plants will thrive without coming into contact with electrical equipment.**

**Plants growing too close to power lines are a safety risk and can cause fires, blackouts and power surges.**

Tall trees growing under power lines need regular trimming to prevent branches hitting wires. This can look unsightly and can be detrimental to tree health.

CitiPower and Powercor Australia support the planting of species that will enhance Victorian gardens and avoid the need for trimming or removal of trees once they reach maturity. An attractive garden that doesn't come into contact with electrical infrastructure is not hard to achieve with a little careful planning.

We hope this guide, along with advice from your council or local indigenous plant nursery, will help you choose plants that suit your garden and the surrounding environment.

Many municipalities, Landcare networks and regional conservation groups produce local planting guides that can be helpful when establishing a garden featuring regionally suitable plants. The Australian Plants Society Victoria [www.apsvic.org.au](http://www.apsvic.org.au) offers practical advice, particularly on soil types and contact points for local groups.

In producing this guide, CitiPower and Powercor have done our best to recommend a variety of trees that can be

successfully grown near power lines. There will of course be variations in the predicted growth of the suggested species. Some of the taller species may reach or surpass power lines in better than average growing conditions. **These species may still need trimming in future years.**

We have listed the maximum height these trees can be expected to grow, and although many will never reach full height, please consider the colour coding of species in this booklet and refer to *Figure 1* when planting taller species.

Some of the plants listed in this guide are suitable for suburban gardens but are not appropriate when planted in close proximity to local bushland. We have indicated when certain plants could become a problem if they are given the opportunity to overtake plants that are indigenous to the area.

This booklet is not a guide for planting near transmission lines that are readily identified by steel towers. For information on planting trees near transmission lines contact SP AusNet on **03 9695 6000**.

# Safe Planting

Place low growing species nearest to or under power lines and tall growing trees further away. *Figure 1* provides a height guide.

Trees need to be planted far enough away from power lines so that if they do blow over they will not hit power lines. Fallen power lines are dangerous and potentially fatal.

The width of your plant is also relevant. Ensure you allow about three metres between the power line and the widest part of the tree.

Contact your local council or VicRoads before planting on nature strips or road reserves. You may need a permit to plant in these areas. In general, trees should not be planted within two metres of a drain. If you are unsure or need more detail before planting near a drain, your local council should be able to help. Road reserve trees and nature strip trees are normally coordinated and planted by the relevant authority.

Commercial hardwood or soft wood plantations must be planted in accordance with timber industry codes and regulations. Plantations should be set back 20m from power lines unless specific arrangements have been made with CitiPower or Powercor.

Be particularly mindful of the height of larger trees planted as property and/or livestock screens or windbreaks in rural areas.

*Figure 1* shows the recommended distance between mature trees and power lines.

The colours used in this diagram correspond to the tree icons next to each plant shown in this guide. The coloured tree icons indicate how tall your plant is likely to be and *Figure 1* shows the recommended distance between your fully grown tree and power lines.

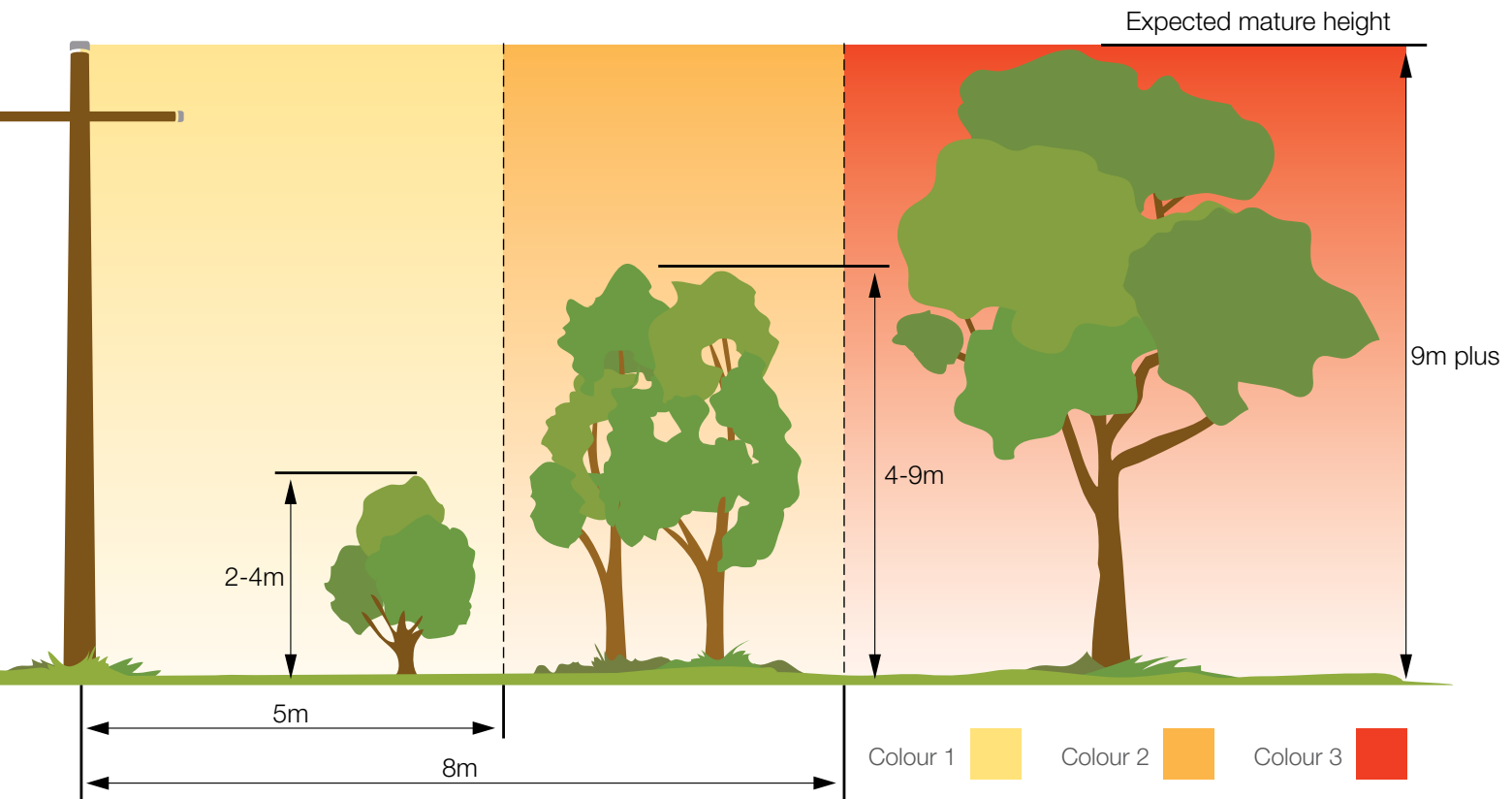


Figure 1

# Underground Cables

If you have permission to dig by the roadside, it is your responsibility to determine the location of all buried infrastructure.

This can be done by using the free “**Dial Before You Dig**” service. You can access information about most underground infrastructure in your area by calling **1100** or registering your enquiry at **[www.dialbeforeyoudig.com.au](http://www.dialbeforeyoudig.com.au)**

Tree roots can damage cables and result in power outages. Also, cable maintenance works may cause damage to tree roots and impact the growth of your plants.

For electrical cabling on private property, there may be a plan located inside the meter box. If overhead power lines are not visible in the supply of electricity to your house, then it is likely underground cables are present.

Do not plant trees within two-and-a-half metres of underground cables. Ground covers and smaller shrubs with non-invasive root systems are the best plants to use. If you are considering a larger species you may have to install a root barrier around the root ball of the plant – this will need to be a minimum of two-and-a-half metres from the cable and

one-and-a-half metres deep. Ideally larger trees should be planted well away from underground cables, particularly if you are not sure of the exact location of the cable.

Damaged cables are dangerous. Do not use metal stakes near underground cabling – if these damage the cable, they can become “live” and present a risk of electrocution.

If stakes are required to support trees and there are underground cables in the area, the stakes should be wooden or plastic and not driven more than 300mm into the ground.

If you suspect that an electrical cable has been damaged, call your local electricity distribution company and stay away from the affected area until it has been declared safe by a qualified person. To report damage call Powercor on **13 24 12** or CitiPower on **13 12 80**.



# Go Local – Plant Indigenous Trees and Shrubs

CitiPower and Powercor recommend and encourage the use of plants that are local to the area in which you live – indigenous plants.

Indigenous plants create a habitat for local birds and mammals. They also enhance the environment and the health of our ecosystems. They maintain and enhance the local character of your area.

To help support your local ecosystem, consider planting ground covers and small shrubs as well as taller trees.

It is better to source plant material that is local to your area, soil type and climate. Some species occur naturally over a wide geographic range, and some forms from other regions may be less suited to your area, or could be invasive. We recommend that you buy plants from nurseries that specialise in indigenous plants and collect seed locally.

For those who prefer to use non-indigenous Australian trees or exotic trees, some alternatives are suggested in this guide. These trees may be better suited to specific conditions such as inner city areas, or on the northern side of dwellings where owners may prefer a deciduous tree to allow light inside during winter.


# Speak to Your Local Nursery

This booklet is designed as a guide and should be used to complement the advice given by local nurseries.

Plant nurseries, particularly those that specialise in indigenous plants, can advise on plants that will thrive in your local area and how big they will grow.

Local expert advice is crucial in that the height and width of a plant may vary according to the region in which it is grown.

Always ask whether a plant has an invasive root system. This is particularly important if you are planting near underground cables and drains.



# Planting Tips

While the majority of nursery stock is sold in 150mm pots or larger, for Australian plants, especially eucalypts and acacias, it is preferable to buy young plants in small containers known as tubes.

Plants in tubes are generally cheaper to buy, establish better, develop better root systems, and will soon “catch up” with larger plants.

Make sure your seedlings are young and healthy. Plants should not be too tall for their container, as such plants have usually been held in the container for too long, and may have poor root systems.

If in doubt, check the root system by tapping the plant gently out of its pot, supporting the plant carefully with your fingers. You should not see a mass of fibrous roots around the sides and base of the container. The plants to look for are those with healthy young white root tips just reaching the sides of the tube or pot.

Carefully transport seedlings so they are not damaged and don't let them dry out. Weed and prepare the area before planting, and ensure newly planted seedlings have shelter.

Seedlings supplied in containers can be planted at any time of the year, however it is better to plant them in the cooler months. Planting in dry districts is best done at the beginning of the wet season when the first rain has fallen. In wetter

districts or frost prone areas it is better to plant during early spring. Open-rooted plants should be planted during their dormant season, preferably June or July.

*Figure 2* shows the Wok Hole method of planting. The hole should be three times the width of the root ball but no deeper than the root ball. Construct a berm around your hole to direct water towards the plant. Fill your hole with soil from the site but don't cover the top of the root mass with soil.

Use plenty of mulch and water liberally in accord with local water restrictions. Mulch helps keep plants hydrated and minimises weed invasion. In frost prone areas mulch can trap frosts and damage plants – in these areas mulch should be used after the frost season unless you are using gravel or a weed mat.

Most Australian plants do not need staking if they are grown from good tube stock. To protect small plants, use green plastic tree guards held by three small stakes.

Larger plants may need to be staked for a time until they are established. It is important to use three stakes, placed so as not to pierce the root ball, and allowing some trunk movement. This movement allows the plant to develop a strong trunk and root system.

More mature plants should be pruned and trained to reduce structural faults.

## The Wok Hole



Based on the image supplied courtesy of Mt William Advanced Tree Nursery Planting Guide, I Brown.

Figure 2

- ① Wok shaped hole being a minimum of twice the diameter of the root ball. Preferably three times the diameter.
- ② Take care not to seal the top of the root ball with additional soil.
- ③ Use soil from the site to refill the hole. Do not use additional potting mix or compost.
- ④ Berm directing water to the root ball.
- ⑤ Mulch should be applied, making sure to keep mulch away from root crown (trunk base).

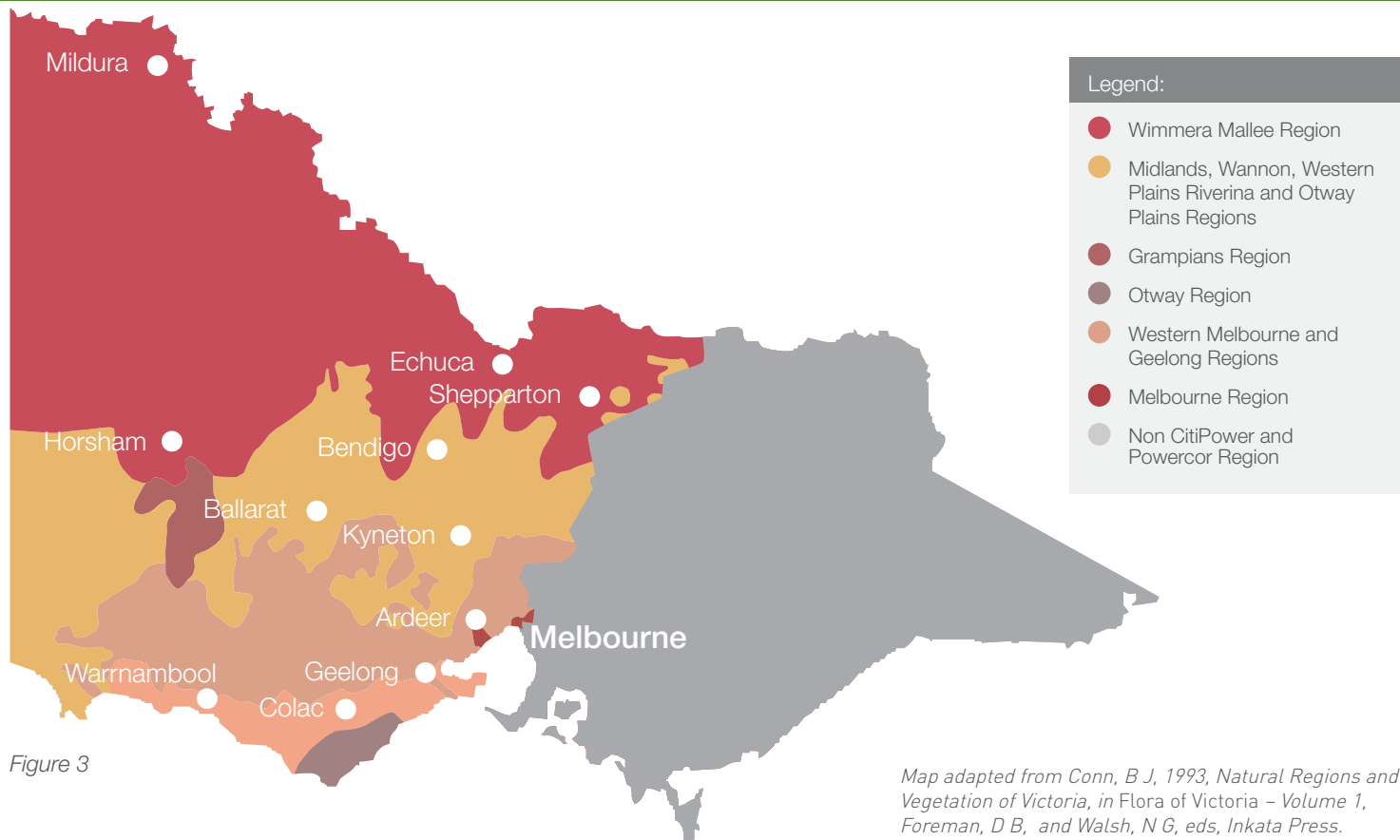
### Note:

CitiPower and Powercor do not recommend the staking of trees because of the risk of stakes piercing underground cables and services.

We invest millions of dollars inspecting and maintaining our power lines to help keep Victoria bushfire safe. Our vegetation management programs aim to keep safe distances between trees and the power lines we manage.



# Suggested Indigenous and Exotic Plants



# Wimmera Mallee Region



## Dumosa Mallee

*Eucalyptus dumosa* (indigenous)



### Height, width and form

3-6m height x 2-3m width. Multi-stemmed, spreading mallee eucalypt.

### Features

Relatively dense, thick-textured, blue-green to dull green foliage. Medium-sized woody fruits and peeling bark.

### Soil conditions and drought resistance

Versatile, but favours loam and clay soils in warm to hot regions with low rainfall. Grows in full sun, can tolerate high pH. Very drought tolerant.

### Will also grow in

Warm, dry inland areas. Western Melbourne/Geelong in warm locations.



## Grey Mulga

*Acacia brachybotrya* (indigenous)



### Height, width and form

2-5m height x 1-2m width. Sparse to dense shrub.

### Features

Foliage of small, grey-green, almost round leaves and masses of bright yellow, globular flowers in early spring.

### Soil conditions and drought resistance

Sandy, rocky or shallow soils with a range of pH. Prefers light shade, moderately frost resistant. Drought resistant.

### Will also grow in

Warmer inland areas.



## Desert Banksia

*Banksia ornata* (indigenous)



### Height, width and form

2-3m height x 2m width. Bushy shrub.

### Features

Saw-toothed leathery green leaves. Densely covered with showy flowers, followed by shaggy fruiting cones.

### Soil conditions and drought resistance

Only suited to deep, sandy soils. Tolerates extended dry periods, but will not tolerate heavy soils or water-logging. Sensitive to high levels of soil phosphorus: use low phosphorus fertilisers only, if any.

### Will also grow in

Coastal areas on deep sands.



## Yellow Mallee

*Eucalyptus incrassata* (indigenous)



### Height, width and form

3-8m height x 2-3m width. Multi-stemmed, spreading mallee eucalypt.

### Features

Relatively dense, thick-textured, broad-leafed, dull green foliage. Medium-sized woody fruits and attractive, peeling bark. Showy flowers attract nectar-eating birds.

### Soil conditions and drought resistance

Occurs only on sandy soils of warm to hot regions with low rainfall. Requires good drainage. Grows in full sun, can tolerate high pH. Drought tolerant. Will only reach its maximum height on the best sites. Can be coppiced for height control and to rejuvenate.

### Will also grow in

Warm, dry inland and warm coastal areas with sandy soils.



## Mallee Wattle

*Acacia montana* (indigenous)



### Height, width and form

2-4m height x 2-5m width. Dense, spreading shrub.

### Features

Foliage of narrow green to grey-green leaves and profuse, bright yellow, globular flowers, from late winter to late spring.

### Soil conditions and drought resistance

Occurs on light and heavy soils, and tolerates high pH. Grows in full sun to filtered light and tolerates medium to heavy frosts. Drought resistant.

### Will also grow in

West of the Divide to southern Queensland. Western Plains, Western Melbourne, in warm, dry sites.





## Moonah/Black Tea-tree

*Melaleuca lanceolata* (indigenous)



### Height, Width and Form

1-8m height x 3-6m width. Tall shrub/small tree.

### Features

Widely spreading dense and bushy canopy.  
Profuse white or cream fluffy flowers in summer.

### Soil conditions and drought resistance

A very robust plant that tolerates a wide range of soils and climates, including coastal conditions. Tolerant of moderate to heavy frosts. Slow-growing - will only reach its maximum height after many years in the best sites. Can be coppiced for size control.

### Will also grow in

Western Plains, Western Melbourne/Geelong, Melbourne.



## Neele

*Acacia rigens* (indigenous)



### Height, width and form

2-4m height x 2-4m width. Fine-textured erect shrub.

### Features

Narrow, greyish, stiff and erect needle-like leaves and very showy bright golden flowers from late winter to spring.

### Soil conditions and drought resistance

Best on sandy soils, but will tolerate well-drained heavier soils. Tolerant of frost and extended dry periods. A good low windbreak.

### Will also grow in

Warm to hot, dry areas.



## Scrub Cypress Pine

*Callitris verrucosa* (indigenous)



### Height, width and form

2-6m height x 2-5m width. Dense, multi-trunked conifer.

### Features

Fine-textured grey-green foliage. Cherry-sized female cones with granular surface. Red-brown, tiny male cones heavily laden with pollen in season.

### Soil conditions and drought resistance

Well-drained sandy soils of warm to hot regions with low rainfall. Grows in full sun, can tolerate a range of soil pH. Drought resistant.

### Will also grow in

Warm areas with deep sands.



## Weeping Emu-bush, Berrigan

*Eremophila longifolia* (indigenous)



### Height, width and form

2-6m height x 1-3.5m width. A weeping small tree to shrub.

### Features

Long narrow grey-green leaves on drooping branches. Curving tubular creamy to reddish flowers, most of the year. Bird-attracting.

### Soil conditions and drought resistance

Grows on a range of soil types. Tolerates extended dry periods and moderate frosts. Can be trained on a single trunk as a weeping small tree.

### Will also grow in

Dry inland areas including dry tropics. Western Melbourne/Geelong, Melbourne on very well-drained soils.



## Square-fruited Mallee

*Eucalyptus calycogona* subsp.  
*trachybasis* (indigenous)



### Height, width and form

2-6m height x 2-4m width. Multi-stemmed mallee eucalypt.

### Features

Relatively sparse, thick, dull green, narrow leaves. Lower bark is finely-plated, smooth upper bark is cream to olive and orange. Medium-sized, ridged woody fruits. A useful windbreak.

### Soil conditions and drought resistance

Well-drained heavier soils of warm to hot regions with low rainfall. Grows in full sun, can tolerate a wide pH range. Drought tolerant.

### Will also grow in

Warm, dry inland areas. Western Melbourne/Geelong in warm locations.

# Midlands, Wannon, Western Plains Riverina and Otway Plains Regions



## Gold-dust Wattle

*Acacia acinacea* (indigenous)



### Height, width and form

2-5m height x 2-4m width. Dense, often suckering shrub.

### Features

A fine-textured plant with profuse very attractive yellow flowers.

### Soil conditions and drought resistance

Tolerates light to heavy soils. Frost tolerant and withstands limited dry periods. Can be hard-pruned or coppiced to rejuvenate.

### Will also grow in

Wimmera Mallee, Western Melbourne/Geelong, Melbourne.



## Common Crimson Bottlebrush

*Callistemon citrinus*



### Height, width and form

2-8m height x 2-6m width. A medium shrub to small tree.

### Features

Young shoots pink or red. Flower spikes profuse, scarlet. Attracts birds. Many forms available.

### Soil conditions and drought resistance

Not local to the area, but included for its all-round adaptability. Grows in almost any soil type, withstands water-logging, moderate coastal exposure and is frost tolerant. Can be heavily pruned. Tolerates dry periods once established. Occurs over a wide range to north Queensland, and very seldom reaches its maximum height in southern Australia.

### Will also grow in

Western Melbourne/Geelong, Melbourne.



## Cross-leaf Honey-myrtle

*Melaleuca decussata* (indigenous)



### Height, width and form

2-6m height x 3m width. Tall dense shrub.

### Features

Extremely adaptable, responds well to pruning. Small, pink to mauve bottlebrush flowers. Makes a good, dense screen.

### Soil conditions and drought resistance

Withstands seasonal water-logging and is tolerant of saline soils and drought.

### Will also grow in

Grampians, Western Melbourne/Geelong, Melbourne.



## Rough-barked Honey-myrtle

*Melaleuca parvistaminea* (indigenous)



### Height, width and form

2-4m height x 1-4m width. Erect shrub.

### Features

Sweet-smelling white flowers and fine, dark-green foliage. Responds well to pruning. Useful for gully erosion. Non-suckering. Provides a hedge or screen.

### Soil conditions and drought resistance

Infertile, shallow, moist soils. Very adaptable, but not especially drought tolerant.

### Will also grow in

Western Melbourne/Geelong, Melbourne.



## Slender Pomaderris

*Pomaderris racemosa* (indigenous)



### Height, width and form

2-5m x 1.5-3 m. Erect shrub to small tree.

### Features

Small, rounded grey-green leaves and tiny creamy flowers profusely borne on erect stems in mid to late spring.

### Soil conditions and drought resistance

Occurs in the south-west and central areas of the State, usually in moist areas, on acid, sandy to loam soils. Tolerates limited dry periods once established. Amenable to pruning for size control.

### Will also grow in

Western Melbourne/Geelong, Melbourne.



## Tree Violet

*Melicytus dentatus* (indigenous)  
formerly known as *Hymenanthera denata*



### Height, width and form

2-4m height x 1-3m width. Tall, slightly thorny shrub.

### Features

Sweet-scented with masses of tiny cream bells. Provides a dense screen or informal hedge. Self-sows and can form thickets.

### Soil conditions and drought resistance

Prefers well-drained, moist sites, but tolerates dry periods once established. Hardy to moderate frosts.

### Will also grow in

Western Melbourne/Geelong, Melbourne.



## Wallowa

*Acacia calamifolia*



### Height, width and form

2-5m height x 1-5m width. Rounded small tree to medium shrub.

### Features

Narrow, needle-like leaves and bright yellow flowers from mid-winter to late-spring.

### Soil conditions and drought resistance

Adaptable, growing in light to heavy soils, including alkaline. Tolerant of frost and extended dry periods, and short periods of water-logging. A good windbreak.

### Will also grow in

Warm, dry inland areas.



## Yellow Hakea

*Hakea nodosa* (indigenous)



### Height, width and form

2-3m height x 1m width. A dense, prickly shrub.

### Features

Dense, needle-like foliage, large warty fruits and clusters of small, pale yellow spider-flowers in winter.

### Soil conditions and drought resistance

Tolerates heavy, poorly-drained soils or even standing water, with low to neutral pH. Will tolerate drier conditions once mature.

### Will also grow in

Grampians, Western Melbourne/Geelong, Melbourne.



## Wirilda

*Acacia provincialis* (indigenous)  
formerly known as *Acacia retinodes* var. *retinodes*



### Height, width and form

3-5m height x 3-5m width. Spreading shrub to small tree.

### Features

Very robust and fast growing, but short-lived. Dark green, long leaves and golden-yellow globular flowers on and off for most of the year. A useful windbreak.

### Soil conditions and drought resistance

Tolerates poor drainage, most soils, slightly saline soils and coastal exposure.

### Will also grow in

Western Melbourne/Geelong, Melbourne.





## Woolly Tea-tree

*Leptospermum lanigerum* (indigenous)



### Height, width and form

2-8m height x 2-5m width. Dense shrub to small, erect tree.

### Features

Soft foliage, young growth often reddish. Sweetly fragrant, conspicuous white flowers. Responds well to pruning and can be hedged.

### Soil conditions and drought resistance

Useful along creeks, rivers and in swampy areas - needs reliable moisture. Frost tolerant. Sunny to semi-shaded sites.

### Will also grow in

Grampians, Otway, Western Melbourne/Geelong, Melbourne, in moist sites.

# Grampians Region



## Scarlet Bottlebrush

*Callistemon rugulosus* (indigenous)  
formerly known as *Callistemon macropunctatus*



### Height, width and form

2-4m height x 2-4m width. Open to dense shrub.

### Features

Green leaves with a prickly tip and rose-red, bird-attracting bottle-brush flowers from late spring to autumn.

### Soil conditions and drought resistance

Grows successfully in most soils, tolerating periods of water-logging and frost, and moderate coastal exposure. At its best with ample water. Prune to rejuvenate and promote density.

### Will also grow in

Western Plains, Western Melbourne/Geelong, Melbourne.



## Grampians Stringybark

*Eucalyptus verrucata* (indigenous)



### Height, width and form

4-6m height x 4m width. Small somewhat straggly tree.

### Features

Ornamental tree with small flowers, large rounded leathery leaves and large, warty fruit.

### Soil conditions and drought resistance

Needs good drainage. Hardy to sub-alpine conditions - withstands high winds.

### Will also grow in

Western Plains on well-drained soils.



## Narrow Leaf Wattle

*Acacia mucronata* (indigenous)



### Height, width and form

2-6m height x 2-5m width. Small spreading tree.

### Features

Profuse cream to yellow flowers and light green foliage. Prune for form and density. Inclined to sucker, particularly after fires.

### Soil conditions and drought resistance

Adaptable, suits a range of soils, moderately drought tolerant. Favours moist, well-drained sites.

### Will also grow in

Western Melbourne/Geelong, Melbourne.



## Port Jackson Pine

*Callitris rhomboidea* (indigenous)



### Height, width and form

2-6m height x 2-3m width. Small pyramidal conifer.

### Features

Blue-green, ornamental tree with drooping branch tops and fine foliage. A golden form is available. No flowers but provides a windbreak. Feature tree in a garden and a useful tub plant.

### Soil conditions and drought resistance

Highly tolerant of nutrient-poor soils, drought and coastal exposure. Favours sandy and rocky soils in its habitat.

### Will also grow in

Western Plains, Western Melbourne/Geelong, Melbourne.



## Shrubby Velvet Bush

*Lasiopetalum macrophyllum* (indigenous)



### Height, width and form

2-3m height x 2-4m width. Spreading to upright shrub.

### Features

Masses of cream to very pale pink flowers and handsome, wrinkled hairy leaves. A variable species, with some prostrate forms.

### Soil conditions and drought resistance

Sandy loam or loam soils with good drainage. Prefers a semi-shaded position but will withstand full sun. Wilts in dry conditions and will not survive extended drought.

### Will also grow in

Melbourne.



## Silver Banksia

*Banksia marginata* (indigenous)



### Height, width and form

1-10m height x 0.5-5m width. Dense to open small tree.

### Features

Pale to bright yellow flowers, attractive to birds. An excellent garden plant. Provides great screening. Slow growing and will only reach its maximum height after many years on the best sites. Amenable to pruning for height control. Sensitive to high levels of soil phosphorus - use low phosphorus fertilisers only.

### Soil conditions and drought resistance

Prefers good drainage, tolerates wet winters and dry summers. Grows on a range of soils and tolerates coastal exposure.

### Will also grow in

Western Plains, Western Melbourne/Geelong, Melbourne. Coastal areas.



## Silky Tea-tree

*Leptospermum myrsinoides* (indigenous)



### Height, width and form

2-4m height x 2-3m width. Small to medium shrub.

### Features

Provides a great show when in flower. Good for screening and hedging.

### Soil conditions and drought resistance

Adapts to most soils - withstands limited dry periods and extended periods of water-logging.

### Will also grow in

Western Plains, Western Melbourne/Geelong, Melbourne, in moist sites.



## Slaty She-oak

*Allocasuarina muelleriana* (indigenous)



### Height, width and form

2-4m height x 1.5m width. Dense, erect, leafless shrub.

### Features

Foliage consists of green, leafless feathery branchlets tipped with brown, pollen-filled male flowers in spring. Female plants with ridged, pointed cones. Relatively fast growing.

### Soil conditions and drought resistance

Sandy or heavier soils, well-drained, nutrient-poor, with low pH. Tolerates full sun, frost and periods of low rainfall.

### Will also grow in

Wimmera Mallee, possibly also Western Melbourne/Geelong, Melbourne.



## Varnish Wattle

*Acacia verniciflua* (indigenous)



### Height, Width and Form

3-5m height x 3-5m width. Slightly weeping tall shrub.

### Features

Profuse flowers, pale to bright yellow from winter to summer. Fast-growing, but short-lived. A graceful plant that makes a useful light screen.

### Soil conditions and drought resistance

Tolerates limited wet and extended dry conditions, on light to heavy, well-drained soils.

### Will also grow in

Western Melbourne/Geelong, Melbourne.



## Western Furze Hakea

*Hakea repullulans* (indigenous)



### Height, width and form

1-3m height x 1m width. Tangled, spiny shrub.

### Features

Narrow, stiff and sharply pointed leaves, sharp-tipped woody fruit and white, sweet-scented, spider-flowers in spring.

### Soil conditions and drought resistance

Sandy, well-drained soils, with low nutrients and low pH.  
Grows in light shade. Tolerates periods of low rainfall and light frost.  
Good habitat for small birds.

### Will also grow in

Western Plains on well-drained soils.

# Otway Region



## Blanket Leaf

*Bedfordia arborescens* (indigenous)



### Height, width and form

3-7m height x 2m width. Small, spreading, open tree.

### Features

Soft dark green leaves with a woolly, grey underside.  
Small yellow daisies.

### Soil conditions and drought resistance

Deep, well-drained, moist, cool soils and reliable moisture.  
Prefers a mulched site with shade and wind protection.

### Will also grow in

Melbourne, in moist, sheltered sites.





## Forest Lomatia

*Lomatia fraseri* (indigenous)



### Height, width and form

2-7m height x 1-4m width. Tall, open shrub to small tree.

### Features

Narrow, leathery green leaves with holly-like margins and fragrant creamy grevillea-like flowers from late spring through summer.

### Soil conditions and drought resistance

Fertile loam soils and reliable moisture are needed for this tree to be at its best. Amenable to pruning for size control.

### Will also grow in

Melbourne, in moist, sheltered sites.



## Hazel Pomaderris

*Pomaderris aspera* (indigenous)



### Height, width and form

3-8m height x 2-4m width. Small tree.

### Features

Masses of buff-coloured terminal flowers, and large handsome dark green leaves with a wrinkled surface.

### Soil conditions and drought resistance

Moist, well drained humus rich soil. Prefers some shade and protection.

### Will also grow in

Melbourne, in moist soils and protected sites.



## Japanese Crab Apple

*Malus floribunda*



### Height, width and form

3.5-6m height x 6m width. Rounded deciduous tree.

### Features

Profuse white flowers from deep pink-red buds in spring, followed by small yellow crab apples.

### Soil conditions and drought resistance

Fertile loam soils and reliable moisture are needed for this tree to be at its best.

### Will also grow in

Western Plains, Melbourne, in good garden soils.



## Stinkwood

*Zieria arborescens* (indigenous)



### Height, width and form

2-5m height x 1.5-3m width. A medium to tall shrub to small tree.

### Features

Green leaves divided into three leaflets. Flowers are small and white in clusters, from spring to early summer.

### Soil conditions and drought resistance

Requires moist soils with good drainage. Prefers dappled shade.

### Will also grow in

Melbourne, in moist soils and protected sites.



## Mt Fuji Flowering Cherry

*Prunus* 'Shirotae'



### Height, width and form

3-5m height x 5-8m width. Flat-topped, wide spreading deciduous tree.

### Features

Spectacular large white cherry blossoms in clusters in spring. Golden and red autumn colour.

### Soil conditions and drought resistance

Moist, well drained loamy soils. Needs some protection from wind. Responds to mulch and summer watering.

### Will also grow in

Melbourne, in moist soils and protected sites.



## Mountain Pepper

*Tasmania lanceolata* (indigenous)



### Height, width and form

3-7m height x 5m width. Erect shrub, small tree.

### Features

Young stems rich red, cream flowers, black to dark purple berries. Berries are sold as bush food.

### Soil conditions and drought resistance

Occurs in cool moist slopes and gullies with deep soils. Not drought tolerant. Responds well to pruning.

### Will also grow in

Melbourne, in moist soils and protected sites.



## Soft Tree Fern/ Woolly Tree Fern

*Dicksonia antarctica* (indigenous)

### Height, width and form

6m height x 3m width.

### Features

Soft foliage and aromatic leaves. Trunks are an excellent host for orchids and other ferns.

### Soil conditions and drought resistance

Very moist conditions, prefers dappled shade and friable clay soils. Once established may withstand limited periods of dry conditions.

### Will also grow in

Western Melbourne/Geelong, Melbourne, in moist, sheltered sites.



## Victorian Christmas Bush

*Prostanthera lasianthos* (indigenous)

### Height, width and form

2-8m height x 2-5m width. Compact, small upright tree.

### Features

Covered in massed white lipped flowers in summer. Aromatic leaves. Spectacular in flower.

### Soil conditions and drought resistance

Moist, well drained loamy soils. Needs some wind protection. Makes a useful screen. Responds to mulch and summer watering.

### Will also grow in

Melbourne, in moist soils and protected sites.





## Snowy Daisy-bush

*Olearia lirata* (indigenous)



Height, width and form

2-5m height x 2-3m width. Fast-growing, arching evergreen shrub.

Features

Soft dark green leaves with a white reverse, masses of small white daisies in spring to early summer.

Soil conditions and drought resistance

Moist, sandy to clay soils are needed for this shrub to be at its best.

Will also grow in

Western Plains, Melbourne, in moist soils.

# Western Melbourne and Geelong Regions



## Coast Wirilda

*Acacia uncifolia* (indigenous)  
formerly known as *Acacia retinodes* var. *uncifolia*



### Height, width and form

4-8m height x 3-7m width. Spreading small tree.

### Features

Long flowering. Lemon yellow perfumed balls.  
Fast growing. Better suited to suburban gardens.

### Soil conditions and drought resistance

Adaptable to all soils, tolerates some salinity and alkalinity.  
Drought resistant.

### Will also grow in

Western Plains, Melbourne, temperate coastal regions.



## Drooping She-oak

*Allocasuarina verticillata* (indigenous)



### Height, width and form

5-10m height x 3-7m width. Strongly weeping tree with a round crown.

### Features

Long grey-green needle-like branches take the place of leaves. Female trees bear rounded knobby cones. Males are gold-tipped in flowering season. Slow growing and will only reach its maximum height after many years on the best sites.

### Soil conditions and drought resistance

Grows from the coast to dryer inland sites, on sandy to clay soils. Drought, wind and frost tolerant.

### Will also grow in

Western Plains, Melbourne, temperate coastal areas.



## Round-leaved Moort

*Eucalyptus platypus*



### Height, width and form

4-10m height x 5-10m width. A low, wide-spreading tree with a dense, leafy canopy.

### Features

Ornamental, smooth copper and green bark, glossy foliage and clusters of white flowers. Fast growing.

### Soil conditions and drought resistance

Tolerates heavy soils, smog resistant, tolerant of short periods of water-logging and moderate soil salinity. Responds well to pruning and coppicing for size control. Good drought tolerance.

### Will also grow in

Wimmera Mallee, Melbourne, in well-drained soils.



## Green Mallee

*Eucalyptus viridis*



### Height, width and form

4-7m height x 3-8m width. Multi-stemmed, spreading mallee eucalypt.

### Features

Long, narrow, dark-green glossy leaves. Bark is rough at the base, then smooth and tan to cream above. Flowers are small and white, in dense clusters.

### Soil conditions and drought resistance

Tolerates a wide range of soils, in warm to hot regions with low rainfall. Tolerates high pH, frost and drought.

### Will also grow in

Wimmera Mallee, Western Plains, in well-drained soils.



## Fuchsia Gum

*Eucalyptus dolichorhyncha* - formerly known as *Eucalyptus forrestiana* subsp. *dolichorhyncha*



### Height, Width and Form

7m height x 3m width. An erect, vase-shaped tree.

### Features

Smooth grey-brown bark, an open canopy of blue-green leaves, and large, showy four-angled orange/red flower buds and fruits.

### Soil conditions and drought resistance

Best on light to sandy soils, though will tolerate clays. Very tolerant of heat and drought, frost and coastal exposure. Quite slow-growing and usually forms a small tree 3-4m in height.

### Will also grow in

Wimmera Mallee, Western Plains and Melbourne, in well-drained light soils and warm sites.





## Harkness Bottlebrush

*Callistemon* 'Harkness'



### Height, width and form

3-6m height x 2-6m width. A multi-stemmed large shrub to small tree with weeping branches. A hybrid.

### Features

Crimson bottle brush flowers and interesting fibrous bark. Fairly slow to form a tree. Virtually never sets seed, so will not become invasive.

### Soil conditions and drought resistance

Tolerates all soil types, and a wide range of pH. One of the most drought tolerant of the callistemons, though at its best where ample water is available.

### Will also grow in

Western Plains, Otway, Melbourne.



## Hop Bush

*Dodonaea viscosa* (indigenous)



### Height, width and form

1-3m height x 1-3m width. Fine-textured, rounded and dense shrub.

### Features

Variable, narrow green leaves with slightly sticky new growth. Flowers are insignificant but are followed by showy, hop-like fruit in female plants. Female plants can be grown from cuttings. They will produce fruit without the need for a male plant nearby. Can be hard pruned to rejuvenate if not too old, and makes a useful, dense screen.

### Soil conditions and drought resistance

Very robust, tolerating extreme dryness and any soil type.

### Will also grow in

Wimmera Mallee, Western Plains, Melbourne.



## Prickly Moses

*Acacia verticillata* (indigenous)



### Height, width and form

2-6m height x 3-5m width. A tall, arching, prickly shrub to small tree.

### Features

Fine, prickly needles-like leaves and yellow flowers in short spikes in spring.

### Soil conditions and drought resistance

Tolerates heavy and wet soils. Fast-growing, but not long-lived. A good refuge plant for small birds.

### Will also grow in

Western Plains, Melbourne.



## Sweet Bursaria

*Bursaria spinosa* var. *spinosa* (indigenous)



### Height, width and form

2-6m height x 2-3m width. Slender to rounded shrub to small tree.

### Features

Masses of creamy to white fragrant flowers. Prickly foliage. Excellent bird habitat and refuge. Food plant of Eltham Copper Butterfly and other valuable insects.

### Soil conditions and drought resistance

Well drained soils. Drought hardy.

### Will also grow in

Western Plains, Melbourne. Temperate coastal areas.



## Feijoa

*Acca sellowiana*



### Height, Width and Form

4m height x 5m width. Rounded shrub to small tree.

### Features

Leathery grey-green leaves, flowers with long, showy red stamens, followed by tasty edible green berries.

### Soil conditions and drought resistance

Tolerates extended dry periods, though will fruit better with supplementary water in summer. Tolerates a wide range of well-drained, acid to neutral soils.

### Will also grow in

Western Plains, Melbourne.

# Melbourne Region



## Boobialla

*Myoporum insulare* (indigenous)



### Height, width and form

1-6m height x 1-6m width. Large, rounded, dense shrub to small tree, with interesting fissured brown bark when mature.

### Features

Leaves are fresh green and slightly fleshy. Tiny white starry flowers in spring to summer.

### Soil conditions and drought resistance

Very tolerant of coastal exposure, a good shelter tree. Best on sandy soils, with a range of pH. Tolerates extended dry periods when established.

### Will also grow in

Temperate to subtropical coastal areas, on light soils.



## Crepe Myrtle

*Lagerstroemia indica*



### Height, width and form

3-8m height x 7m width. Open spreading small tree.

### Features

Magnificent terminal flowers. Many colours and forms available. Beautiful trunk colours and form. The form 'Commanch' is a pink vigorous form particularly suitable near power lines. Responds well to regular pruning. Subject to Powdery Mildew in humid conditions. Newer Powdery Mildew-resistant hybrids are available.

### Soil conditions and drought resistance

Grow in a wide range of soils but prefer well drained organic or clay soil with summer irrigation. Will tolerate sandy loams.

### Will also grow in

Western Melbourne/Geelong.



## Hairpin Banksia

*Banksia spinulosa* subsp. *cunninghamii* (indigenous)



### Height, width and form

2-7m height x 1-3m width. Large shrub to small tree.

### Features

Graceful growth and numerous colourful flower spikes. Provides a screen.

### Soil conditions and drought resistance

Requires well drained soils. Tolerates limited dry periods. Sensitive to high levels of soil phosphorus - use low phosphorus fertilisers only.

### Will also grow in

Western Melbourne/Geelong, Western Plains, Otway (in sunny garden locations).



## Lemon-scented Tea-tree

*Leptospermum petersonii*



### Height, width and form

4m height x 3m width. Erect, arching small tree with delicate foliage.

### Features

Fresh green, strongly lemon-scented leaves and a graceful habit. Small white flowers are pretty but not especially showy.

### Soil conditions and drought resistance

One of the toughest of the tea-trees, tolerating heavy soils and long dry periods, although slower in these conditions.

### Will also grow in

Western Melbourne/Geelong, Western Plains.



## Judas Tree

*Cercis siliquastrum*



### Height, width and form

6-8m height x 6m width. Deciduous tree with umbrella-shaped canopy.

### Features

Leaves are rounded with a cleft base. In spring large clusters of showy pink flowers are clustered along the branches, followed by decorative pea-pod like fruits.

### Soil conditions and drought resistance

Tolerates a wide range of soil types and pH, and is tolerant of drought and frost.

### Will also grow in

Wimmera, Western Melbourne/Geelong, Western Plains, in warm sunny sites.



## Ovens Wattle

*Acacia pravissima*



### Height, width and form

4-8m height x 4-8m width. Open or dense small tree to medium shrub.

### Features

Covered in golden early spring flowers. Small triangular blue-green leaves and attractive slightly weeping habit. Prostrate and dwarf forms are available. Better suited to suburban gardens.

### Soil conditions and drought resistance

Adaptable to a variety of soils and climate conditions. Withstands long periods of dryness, although much better with more moisture.

### Will also grow in

Western Melbourne Geelong, Western Plains.



## Pincushion Hakea

*Hakea laurina*



### Height, width and form

3.5-5m height x 3m width. A rounded, upright or weeping dense shrub.

### Features

Smooth, blue-green leaves and large red and white pincushion flowers in winter.

### Soil conditions and drought resistance

Tolerates heavier soils well for a Western Australian plant, as well as extended dry periods.

### Will also grow in

Western Melbourne/Geelong, Western Plains, in warm sunny sites.



## Plum-leaf Pomaderris

*Pomaderris prunifolia* (indigenous)



### Height, width and form

1-4m height x 1-4m width. Small to medium shrub.

### Features

Small wrinkled dark green leaves with a rusty under-surface.  
Flowers are small, cream to yellow in rounded clusters in spring.  
Blends well with exotic plantings.

### Soil conditions and drought resistance

Occurs on acid, shallow, rocky soils. Only moderately drought tolerant.  
Grows best in filtered light.

### Will also grow in

Western Melbourne/Geelong, Western Plains, in moist well-drained soils.



## Snowy River Wattle

*Acacia boormanii*



### Height, width and form

3-4m height x 3m width. A light canopied, multi-stemmed bamboo-like shrub.

### Features

Narrow, blue-green leaves and clouds of small yellow fragrant flowers in late winter.

### Soil conditions and drought resistance

Tolerant of very tough conditions, including heavy soils, slight salinity and extended dry periods. Can be coppiced to rejuvenate.  
Makes an excellent screen.

### Will also grow in

Wimmera Mallee, Western Melbourne/Geelong, Western Plains.





## Yellow Gum

*Eucalyptus leucoxylon* subsp. *megalocarpa*



### Height, width and form

5-10m height x 5-6m width. A small to medium, open, rounded tree.

### Features

Masses of bright red, bird-attracting flowers, and smooth patchy, cream and grey bark. May require formative pruning when young until established. Only reaches its maximum height in the best sites - remains a small tree on poorer soils. A cultivar 'Euky Dwarf' is available. It is said to grow to only 6m tall and may be worth trying.

### Soil conditions and drought resistance

Tolerates a wide range of soils. Very drought tolerant.

### Will also grow in

Western Melbourne/Geelong.

# References

**Australian Plants Society Maroondah, 2001.** *Flora of Melbourne*, 3rd edn Hyland House, Melbourne.

**Brooker, M H I, and Kleinig, D A,** 1990-9. *Field guide to eucalypts, vol 1*, South-Eastern Australia, 2nd edn, Bloomings Books, Hawthorn, Victoria.

**Brooker, M H I, and Kleinig, D A,** 1990. *Field guide to eucalypts, vol 2*, South-Western Australia, Inkata Press, Melbourne.

**Costermans, L F,** 1981. *Native Trees and Shrubs of South-Eastern Australia*, Rigby.

**Elliot, W R, and Jones, D L,** 1982-2002. *Encyclopaedia of Australian plants suitable for cultivation, vols 2-8*, Lothian, Melbourne.

**Flora of New South Wales on-line.** [www.rbgsyd.nsw.gov.au](http://www.rbgsyd.nsw.gov.au)

**Gullan, P,** 2007. *Wild Plants of Victoria*. CD ROM. Paul Gullan, Viridans Biological Databases.

**Maslin, B P,** 2001. *Wattle, acacias of Australia*, CD ROM, Australian Biological Resources Study, Canberra, Department of Conservation and Land Management, Perth.

**Nicolle, D,** 1997. *Eucalypts of South Australia*. Dean Nicolle, Morphett Vale, SA.

**University of Melbourne, Burnley Campus,** 2001. *The Burnley plant directory*. CD ROM. University of Melbourne.

## Further Reading

**Elliot, R,** 1975. *A Field Guide to the Grampians flora*, Algona Publications, Northcote, Victoria.

**Peate, N, Macdonald, G, Talabot, A,** 2006. *Grow What Where*, Bloomings Books, Melbourne.

**SGAP, Keilor Plains Group,** 1995. *Plants of Melbourne's Western Plains, Victoria, Australia*.

## Acknowledgements

**CitiPower** and **Powercor** gratefully acknowledge the input of the many organisations and individuals who contributed to this planting guide, in particular Phil Kenyon of Kenyon's Quality Tree Care, former University of Melbourne Burnley Campus Lecturer, Jill Kellow, Paul Kennedy of the Australian Plant Society and Paul Gullan of Viridans Biological Databases who provided advice and input to this booklet. Many municipalities provided us with planting guide information and we are grateful for the use of the image *Figure 2* provided by the Mt William Advanced Tree Nursery. We would particularly like to thank Viridans Biological Databases and the University of Melbourne, Burnley Campus for the photographs used in this booklet.



## Contact Details:

### CitiPower

General Enquiries (business hours) **1300 301 101**

Service Difficulties and Faults (24 hours) **13 12 80**

Email: [info@citipower.com.au](mailto:info@citipower.com.au)

[www.citipower.com.au](http://www.citipower.com.au)

### Powercor

General Enquiries (business hours) **13 22 06**

Service Difficulties and Faults (24 hours) **13 24 12**

Email: [info@powercor.com.au](mailto:info@powercor.com.au)

[www.powercor.com.au](http://www.powercor.com.au)

### CitiPower and Powercor Head Office

Locked Bag 14090

Melbourne Victoria 8001



Printed on recycled paper